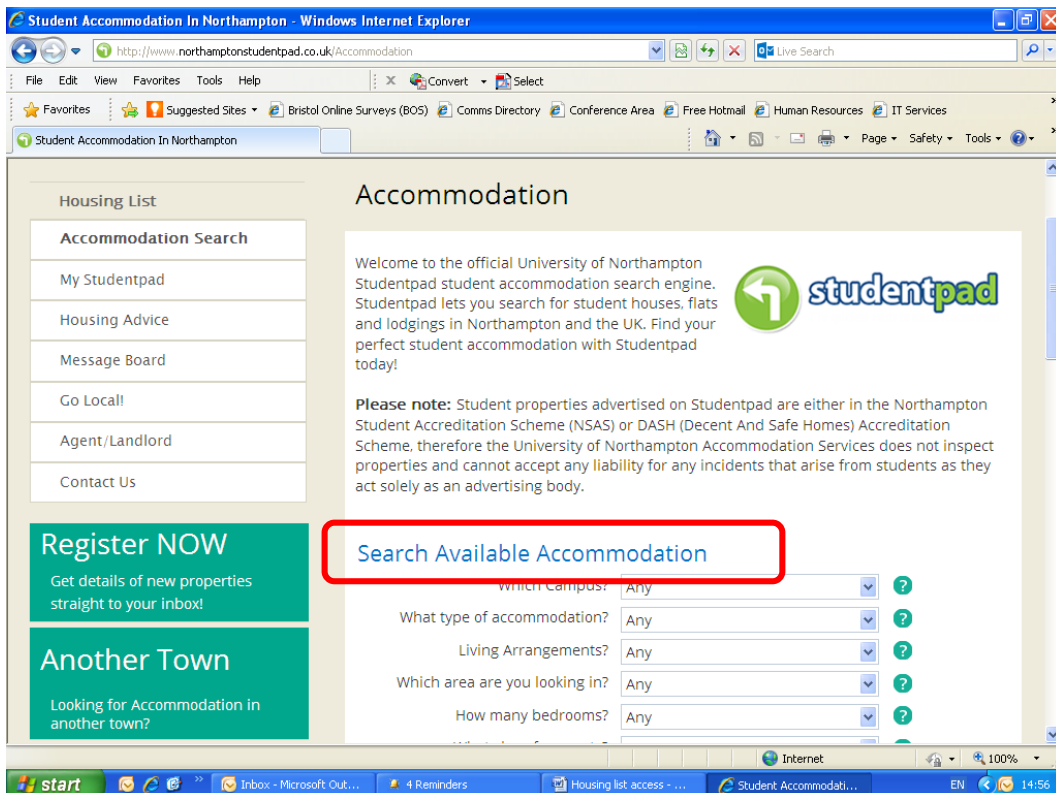


Accessing the Housing List 2016

The University of Northampton work with Studentpad to provide a better and more user-friendly Housing List:

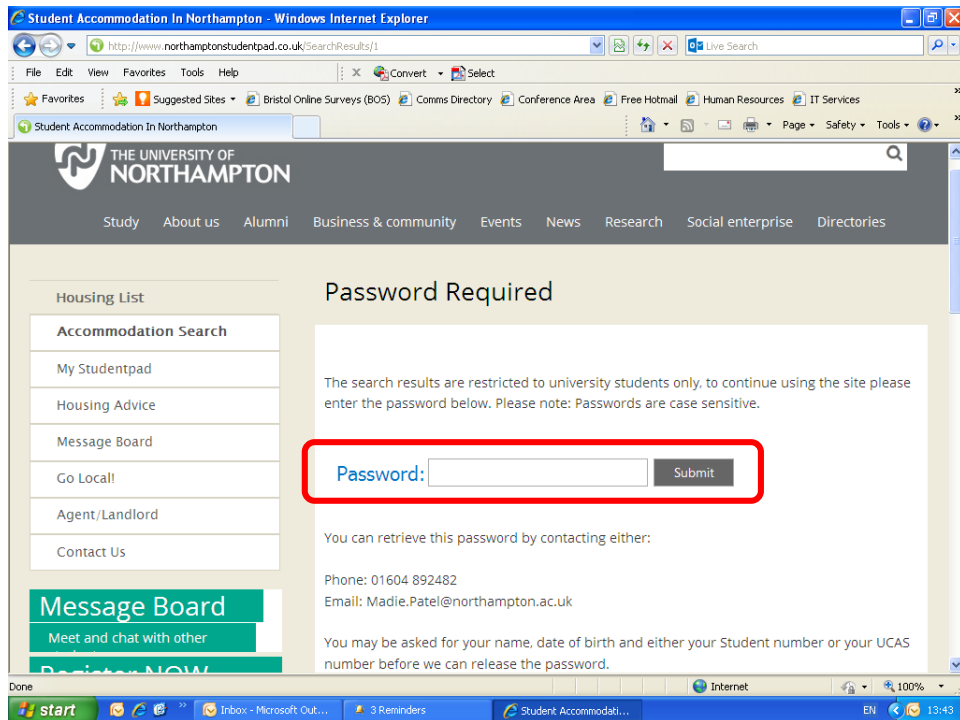
Log on to the Studentpad web address: www.northamptonstudentpad.co.uk and follow the instructions below.

1. Enter the criteria for your search (area, number of bedrooms, price, etc) then press the 'search accommodation' tab.

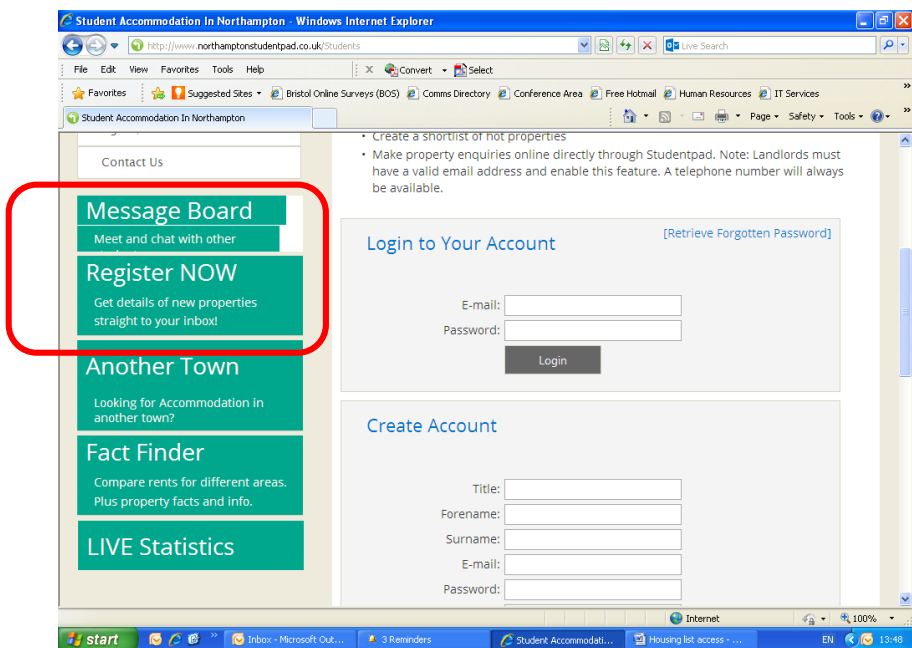


The screenshot shows a Windows Internet Explorer browser window displaying the Studentpad website. The address bar shows <http://www.northamptonstudentpad.co.uk/Accommodation>. The page title is "Student Accommodation In Northampton". The main content area is titled "Accommodation" and features a welcome message and a search engine logo. A red box highlights the "Search Available Accommodation" button. Below this button are several dropdown menus for search criteria: "Which campus?", "What type of accommodation?", "Living Arrangements?", "Which area are you looking in?", and "How many bedrooms?". The left sidebar contains a "Housing List" section with links for "Accommodation Search", "My Studentpad", "Housing Advice", "Message Board", "Go Local!", "Agent/Landlord", and "Contact Us". There are also promotional banners for "Register NOW" and "Another Town". The Windows taskbar at the bottom shows the Start button, several open applications, and the system tray with the time 14:56.

2. You will then be prompted for the password which is **studenthouse**, then press the submit button. A list of matching properties will then show on the screen.



3. You will also be able to create an account which will alert you to any new properties that have been added.



Accommodation Services, Student Services

Telephone: 01604 892482

Email: privatesector@northampton.ac.uk

Web: www.northampton.ac.uk/stu

